

Progressive
Solutions Corporation

Maritime 2009 Products

Manufacturing quality industrial
products for over a decade.
Still family owned and
operated. Thank you.

providing "PROGRESSIVE SOLUTIONS" for your industry.

PO Box 7277
Algonquin, IL 60102
800.801.7832 - 847.639.7272
support@4progressive.com
www.4progressive.com



Thank you for choosing Progressive Solutions Corporation. For over 20 years we have been family owned and operated, and have been working to continually perfect our products to be leaders in the marketplace. We take pride in manufacturing our products in the U.S.A., to the highest quality standards in the industry. By following this philosophy we ensure that our customers receive the best product available.



providing "PROGRESSIVE SOLUTIONS" for your industry.



If you need additional information visit our newly redesigned website at www.4progressive.com. There you will find products specific to your industry, downloadable instructions and information about each product.



providing "PROGRESSIVE SOLUTIONS" for your industry.

KLEEN KOTE™

Ship Masters have found other areas of the vessel to protect with KLEEN KOTE, using this protective coating as a corrosion inhibitor to decrease the exposure of the ship deck, controls and equipment from corrosion caused by:

- Environmental conditions
- Salt and environmental debris
- Staining or damage as a result of cargo loading and unloading

If you could prepare, protect and preserve your cargo hold from staining, contamination and corrosion all with a single product, why wouldn't you? Whether you are carrying cement powder, coal/pet coke, fertilizers, grains, salt/sulfur, or iron ore fines, you no longer have to spend excessive time and money to clean and prepare between shipments. Now you can accept various types of cargo that you would have previously not accepted due to the high clean up costs and associated downtime.



KLEEN KOTE is a protective coating that has been successfully field tested and proven to work on the deck and cargo holds of vessels. KLEEN KOTE is environmentally and user-friendly - it is non-staining, does not contain any silicones, solvents or phosphates, is safe on nearly any surface sprayed, and will not contaminate the exposed cargo.

How it Works:

KLEEN KOTE is a water-based, coating that protects and preserves the deck and cargo holds of vessels by depositing a thin protective film, creating a virtually non-stick surface. KLEEN KOTE allows for quicker, easier cleanup after discharging your cargo - now you can protect your hold and deck from staining and stickage; preserve the hold walls to prevent corrosion and repainting; keep your holds "grain clean" with less time and effort -- all with A SINGLE PRODUCT.



KLEEN KOTE™



KLEEN KOTE preserves and protects your vessel by leaving only a thin, clear layer that will not rinse off in rain or environmental conditions.

Easy To Use

- Simply add concentrate to the required amount of water and the product is ready to use.
- It eliminates the need for bulky covers and oily or wax based coatings that need to be scraped or scrubbed off.
- Does not require any special application or mixing equipment.
- Can be applied immediately after the surface has been washed -- no waiting for the surface to dry before applying.

Economical

- This is an adjustable, water-based product for use in multiple applications.
- 208 liters of concentrate, mixed at 8 to 1 with water, makes 1,874 liters of ready-to-use product and has an average coverage ratio of 185 sq. meters per mixed 3.79 liters.

Environmentally & User-Friendly

- It does not contain any silicones, solvents or phosphates.
- It is shipped in concentrated form to reduce packaging waste and storage space.
- KLEEN KOTE is non-staining and will not contaminate the contents of your cargo, will not harm electrical apparatus, wiring or controls and is water-based.
- KLEEN KOTE does not leave a slick residue on sprayed surfaces, making it safe for your employees.

Durable Protectant

- KLEEN KOTE leaves a thin, clear barrier that will not rinse off in rain and protects against various environmental conditions.
- Withstands the severe environmental conditions of the maritime industry AND holds up for the duration of exposure.

PO Box 7277
Algonquin, IL 60102
800.801.7832 - 847.639.7272
support@4progressive.com
www.4progressive.com



providing "PROGRESSIVE SOLUTIONS" for your industry.

KLEEN KRETE is the most effective and user-friendly cement remover currently on the market.

It can also be used for removing soluble salts when preparing surfaces for repainting.

Soluble salts and improper preparation are the leading cause of premature paint failure.

Removes:

- *Cement Powder*
- *Hardened Concrete*
- *Soluble Salts*

Without:

- *Strong and Dangerous Acid*
- *Special Equipment*
- *Scraping*
- *Hammering*



PO Box 7277
Algonquin, IL 60102
800.801.7832 - 847.639.7272
support@4progressive.com
www.4progressive.com

KLEEN KRETE™

Cleaning and prepping the holds of your vessel between cargo loads should not be a time consuming or an unnecessarily labor intensive task. KLEEN KRETE has been specially formulated to be safe for your crew yet extremely effective. It can be used full strength or diluted to suit your needs.

KLEEN KRETE effectively removes hardened cement powder and soluble salts making preparation for your next cargo or repaint much less time consuming as well as safer for your crew and vessel.



KLEEN KRETE is a specially formulated product that is safe for use on: aluminum, steel, chrome, glass, paint, rubber and most other surfaces when used according to directions. It does not require any special application equipment and will significantly reduce cleanup and preparation times. As an added benefit KLEEN KRETE will reduce your waste water disposal costs by reducing the amount of water needed for cleanup when used as recommended.



If your vessel looks like this, **OR WORSE**, after you offload a cement powder cargo, try KLEEN KRETE for a safe and cost effective way to maintain your fleet.



Environmentally Friendly

- KLEEN KRETE is a biodegradable, eco-friendly concentrate that is safer than conventional methods of removing cement powder, hardened concrete and soluble salts.

Easy to Use

- KLEEN KRETE is packaged ready-to-use and can be sprayed, brushed or rolled on without the use of special equipment. For added convenience, it is packaged in 3.78 liter, 18.90 liter, 207.90 liter and 1,041 liter quantities and every 3.78 liter bottle includes a 91 cm trigger sprayer.

Economical

- KLEEN KRETE reduces the amount of labor and water needed to remove cement powder, hardened concrete or soluble salts and is packaged ready-to-use without the need for special application or clean up equipment.
- Can be diluted in some applications.

Non-Hazardous

- KLEEN KRETE is safer for your employees and the environment than conventional acids.

Safe for Use on Most Surfaces

- KLEEN KRETE will not harm aluminum, chrome, electrical systems, glass, paint, rubber and most other surfaces when used according to directions.



providing "PROGRESSIVE SOLUTIONS" for your industry.

REAL Pump™ Power Spraying System

The only power spraying system on the market designed to be tough enough to replace gas and air driven power sprayers.

Can be configured in 110V or 230V power options both drawing less than 1 amp.

Also available with a spray wand extension that is adjustable from 2 thru 7 meters.



Reduces Labor Costs

- Saves time by eliminating the need to stop spraying and pump up or refill your traditional can sprayer.
- Eliminate the need to transfer products from their original storage containers by spraying directly from any container.
- Can easily spray enough product to cover 335 square meters in about 5 min. at approx. 5.5 bar and is self-adjusting to the viscosity of the product being sprayed without having to start a compressor or extra generator.

Portable, Easy to Use and Versatile

- Draws 1 amp of electricity, eliminating the need to start a compressor or extra generator.
- The entire unit is self contained and weighs only 20 Kgs., allowing one person to easily move the unit on the vessel, at a port or at the shipyard with little set up and assistance.
- Comes with 30.5 meters of 0.95 cm diameter hose and hose extension kits are available up to an additional 30.5 meters.
- Can spray high viscosity and high solids products and will not separate water based products as roller pumps can.

Reduces Material Cost

- The REAL Pump provides a constant pressure eliminating wasted material from over spraying or losing your place when you stop to refill a traditional sprayer.
- By eliminating the need to transfer chemicals from their original storage containers, spillage and waste are virtually eliminated.
- Self-Purging -- Eliminates costly products left over in the hose after spraying.

Easy to Clean

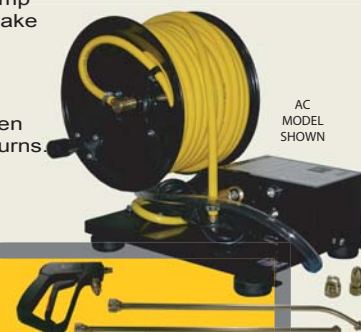
- Open flow quick connect fittings allow for circulation, and the pump has the capability to purge excess contents out of unit -- both make for easy cleaning.
- Re-circulates cleaning solutions for ease of cleaning after use.

Reliable

- The REAL Pump Power Spraying System has a solid, field proven track record since 1996. That's over 12 YEARS without any returns.

Options

- Use the available pressure activated re-circulator to circulate products that need continual mixing.



DESIGNED TO SPRAY

**Acids (special wand required) : Bleach Solutions : Cleaning and Maintenance
Detergents : Soaps : Release Agents : Pesticides : And Many Other Marine Products**

***Draws Less Than 1 amp of Electricity.
No need for compressors or extra generators.***

Can easily spray from any container size from 3.78 liter thru 1,041 liters and larger.

Also, attach to any standard garden hose to spray water or extend the suction line.

- All steel construction for durability.
- Large rubber feet for stability.
- Fully factory assembled - Ready to Use.
- Multiple power options available, including:
 - 115VAC includes standard 2.7 meter power cord
 - 230VAC includes standard 2.7 meter 'EU Style' power cord
 - 12VDC includes standard 7.6 meter power cord with battery clamps
- Complete spray control kit, including:
 - 1 - Spray control gun with comfort grip handle and quick connect, open flow fittings.
 - 1 - 45.75 cm straight brass wand extension
 - 1 - 45.75 cm curved brass wand extension
 - 1 - 3.78 liter per minute brass fan tip
 - 1 - Adjustable brass fan nozzle
- 30.5 meter safety yellow, 0.95 cm diameter, chemical resistant hose with quick connect open flow fittings.
- Features chemical resistant diaphragm and seals in pump and reel.
- Utilizes circuit breaker technology instead of fuses, protecting the operator and eliminating the need to search for fuses.
- Pressure sensitive switch shuts off pump when the operator stops spraying, preventing bursting hoses and product separation or damage.
 - This feature can be by-passed with our pressure activated re-circulator to continuously recirculate and mix the product you are spraying.

PO Box 7277
Algonquin, IL 60102
800.801.7832 - 847.639.7272
support@4progressive.com
www.4progressive.com

providing "PROGRESSIVE SOLUTIONS" for your industry.

PN: 64224 & 64225 - 8'(2.5m)-24'(7.3m)Telescoping Spray Lance

This telescoping, adjustable height spray lance makes extended height and distance applications easy to reach up to 40 feet (12.2 meters) when using the cone nozzle provided. Drastically reducing your application times and improving the safety of your employees. At only 8 lbs. (3.5 kgs.) the adjustable lance is light weight and easy to maneuver. This application lance has been designed with a coil hose on the outside, making it easier to clean or replace when needed. Using a coil type hose has eliminated the extra hose, normally lying at your feet, that is typically associated with telescoping spray lances.

• FEATURES

- Quick Connect Fitting - Will easily connect to the REAL Pump *Power Spraying System*.
- Heavy Duty Chemical and Crush Resistant Hose Available in two colors.
- High Impact, Fully Adjustable Plastic Spray Tip Holder.
- Large, Comfort Grip Spray Control Handle w/ Viton Seals.
- Composite Fiberglass, Telescoping Pole - Easily Adjusts from 8 feet (2.5 meters) to 24 feet (7.3 meters) with application spray heights up to 40 feet (12.2 meters) when using cone nozzle.
- Interchangeable, Quick Connect Spray Tips
 - 1 gallon per minute Quick Connect 110 deg. Fan Tip
 - Adjustable, Quick Connect Cone Nozzle - Adjusts to create a fine mist or an additional 18 foot (5.5 meter) spray pattern for an overall effective distance of over 40 feet (12.2 meters).
- Telescoping Pole Can Also Be Converted For Use As A Scraper Handle. (*Scraper attachments coming soon*)

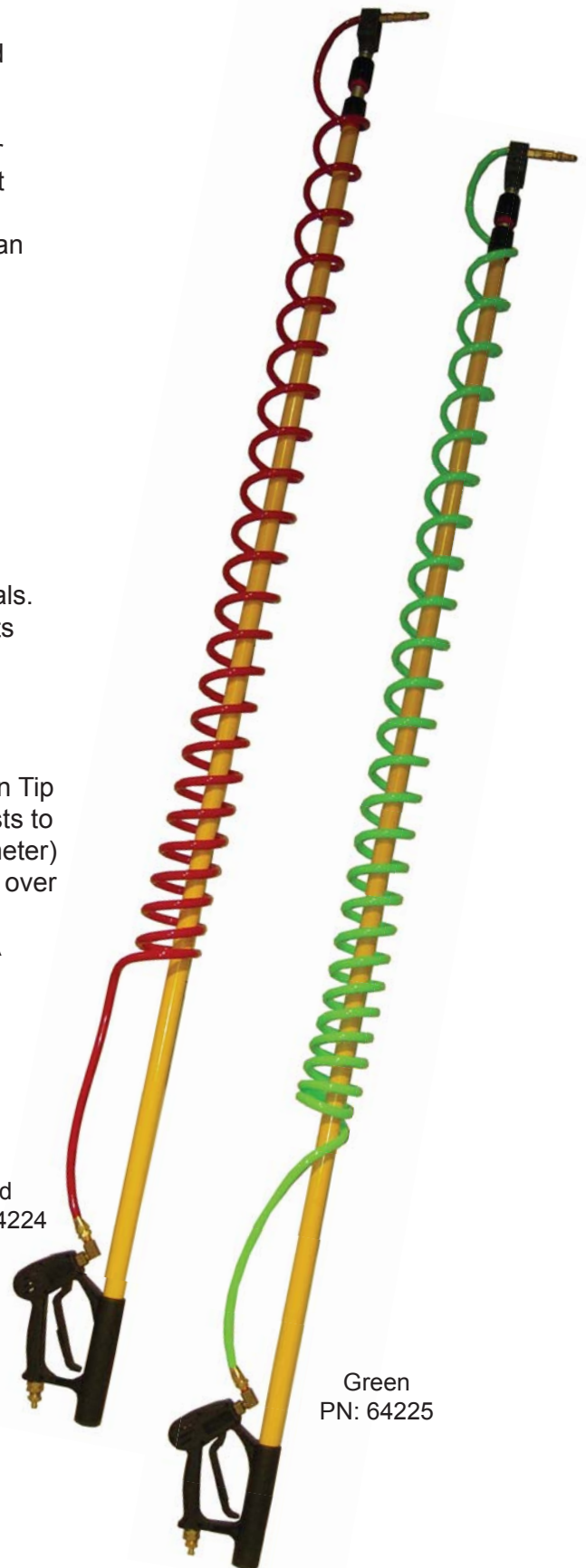


Quick Connect Spray Tip
Close Up

- If you have any questions regarding the operation of this product please feel free to contact Customer Support by telephone: 800.801.7832 -- 847.639.7272 or via email: support@4progressive.com

Red
PN: 64224

Green
PN: 64225



providing "PROGRESSIVE SOLUTIONS" for your industry.

PN: 60000 - Barrel Heater - 110VAC Powered

- The AC Powered Barrel Heater is designed for use on metal or plastic drums to keep you water based products from freezing and your petroleum based products from becoming un-usable during the cool fall and cold winter months. This barrel heater has been designed to quickly and efficiently raise and maintain the temperature of materials in metal and plastic 55 gallon drums.

- **Features**

- Easy to Use - Simply plug it in. A 3-prong, six foot power cord included.
- Easy to Adjust - Simply turn the dial up or down.
- Self Regulating - Cycle on and off as needed.
- Use with our Barrel Cover PN62000 to prevent heat loss.

- **WARNINGS**

- DO NOT USE IN HAZARDOUS LOCATIONS.
- DO NOT USE FOR IMMERSION OR WET LOCATION APPLICATIONS.
- DO NOT USE ON CLOSED CONTAINERS WITHOUT ADEQUATE PRESSURE VENTING DEVICES TO PREVENT EXPLOSION.
- DO NOT OPERATE A HEATER THAT IS MALFUNCTIONING OR DAMAGED. HEATER SURFACE MAY GET VERY HOT DURING OPERATION. DO NOT HANDLE OR ALLOW CONTACT DURING OPERATION.
- HEAT WILL RADIATE FROM THE HEATER SURFACE TO SURROUNDING OBJECTS. DO NOT USE IN CONTACT WITH OR NEAR FLAMMABLE MATERIALS.
- DO NOT HEAT THERMALLY UNSTABLE PRODUCTS.
- USE ON PLASTIC DRUMS OR METAL DRUMS THAT HAVE BEEN GROUNDED.

- **Instructions**

- **Step 1 - Prepare**

- Do NOT use heater until you have fully read and understand these instructions.

- **Step 2 - Safety**

- Be sure the heater is clean & inspect the heater for damage. Do NOT use a damaged heater.
- For maximum electrical and fire safety, the heater should only be used on an electrically grounded metal 55 gallon drums or plastic 55 gallon drums.
- Inspect the container to be heated. The area the heater will be positioned should be free from sharp edges, large dents, debris, etc. The heater band must fully contact the container to prevent overheating the heater band.
- The container should be properly vented during the heating process. Consult the MSD Sheet of the product before heating and follow any recommended safety precautions.
- Protect the power supply cord and any extensions from damage during operation. Only use extension cords approved for the location.

- **Step 3 - Installation**

- The container must be sitting vertically and the heater should be positioned low on the container. The heater must always be positioned below the fluid level. **DO NOT OPERATE HEATER ON AN EMPTY DRUM!**
- Wrap and clamp (see fig.1) band heater around drum.
- Pull on spring, at the same time hold the hook end of the heater against the drum.
- Place a loop of the spring over the hook (see fig.1). Be sure the heater has good contact with the drum.

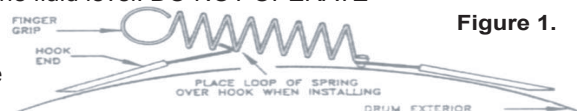


Figure 1.

- **Step 4 - Power**

- Plug the power supply cord into an appropriate source of power (will draw approx. 12.5 amps). If any sparking is seen or heard, unplug the heater. Do not use the heater.

- **Step 5 - Adjustment**

- To set the thermostat to the lowest temperature, rotate the knob to the full counter-clockwise position. The full clockwise position is the highest temperature setting. (see fig.2)
- The approximate range is from 50 degrees to 160 degrees with an over temp thermostat at 175 degrees.



Figure 2.

- **Step 6 - MORE SAFETY**

- DO NOT touch the outside surface of the heater while it is in operation. It can get very hot and could cause personal injury. Wear thermally protective clothing if you must work around the heater while it is in operation. Follow the same precautions when removing a heater from a hot container. CHECK THE TEMPERATURE OF THE PRODUCT OFTEN. Overheating of some products may cause an explosion of the drum and/or fire.
- Place heater in a safe location to cool. After the heater has cooled to handling temperature, roll it up and store it in a safe location to prevent damage and contamination

- **If you have any questions regarding the operation of this product please feel free to contact Customer Support by telephone: 800.801.7832 – 847.639.7272 or via email: support@4progressive.com.**

providing "PROGRESSIVE SOLUTIONS" for your industry.

PN: 62000 - Insulated Barrel Cover

- Heat your barrels faster and keep them warm longer by preventing heat loss with an Insulated Barrel Cover. Our insulated drum covers help increase heating efficiency and reduce operating expenses.
- **Features**
 - Slip fit over 55 gallon drums with handles for easy removal.
 - Made of flame and fire retardant material.
 - Bung flaps with velcro for easy access to drum openings.
 - Can be custom made to suit special applications.
 - Use with our Barrel Heater PN:60000 to keep material in drums from freezing or becoming unusable.



- If you have any questions regarding the operation of this product please feel free to contact Customer Support by telephone: 800.801.7832 -- 847.639.7272 or via email: support@4progressive.com

providing "PROGRESSIVE SOLUTIONS" for your industry.

PN: 67000 - Pressure Activated Re-Circulator

- This Pressure Activated Re-Circulator is a must have if the products you are spraying need to be continuously circulated. It can be installed in minutes and is easily adjustable. Simply adjust the pressure setting from 50 to 175 PSI and the re-circulator will automatically open.

- **Features**

- Easy to install on your current power sprayer.
- Can be turned on or off and is easily adjustable.
- Durable all brass construction.

- **WARNINGS**

- BEFORE USE - ALWAYS CHECK FOR LOOSE HOSE CONNECTIONS.
- BEFORE USE - ALWAYS CHECK THAT THE RE-CIRCULATION HOSE IS INSERTED INTO A CONTAINER OR A SPILL WILL OCCUR.
- DO NOT USE ON CLOSED CONTAINERS WITHOUT ADEQUATE VENTING.
- DO NOT USE A RE-CIRCULATOR THAT IS DAMAGED OR MALFUNCTIONING.

- **Instructions**

- **Installation Instructions**

- The re-circulator comes fully assembled and includes two (2) 5/8" hose clamps for installation.

- **Step 1 - Choose Location**

- To install the re-circulator, identify the output side of your power sprayer.
 - Recommended Locations:
 - RP - Between the pump cover and the base of the reel on the 3/8" yellow hose.
 - SP - Where the 3/8" yellow hose comes out of the pump cover.

- **Step 2 - Cut**

- Cut the hose in a location that will allow the easy installation of the re-circulator and the two (2) 5/8" hose clamps.

- **Step 3 - Install**

- On the hose section that was just cut, slide one (1) hose clamp over each cut end and insert the 3/8" hose barbs on the tee into the cut end sections of the hose (See fig.1).

- **Step 4 - Tighten**

- Securely tighten the hose clamps over the hose and the hose barbs. Check these connections prior to every operation.

- **Operation Instructions**

- Once installed, the re-circulator can easily be adjusted between 50 and 175 PSI. These settings are clearly marked on the knurled knob.

- **Step 1 - Adjust and Secure**

- Simply twist the knob counter-clockwise to the 50 PSI mark and secure the re-circulation hose into the container from which you will be spraying.

- **Step 2 - Turn on Sprayer**

- Power on your sprayer and prime as normal.
- When the sprayer is fully primed, release the shut off handle and the power sprayer will build up enough pressure to activate the bypass valve.
- Product should now be flowing through the clear re-circulation hose back into the container.

- **Step 3 - Adjust**

- When spraying high solids or high viscosity products, the re-circulator may need to be adjusted to a higher PSI to prevent the re-circulator from activating while spraying.
- This is done by rotating the knurled knob clockwise. Only adjust pressure slightly higher than necessary to prevent activation during spraying applications (See fig.2).
- To turn the re-circulator "OFF", simply rotate the knurled knob clockwise to the 175 PSI mark or as far as the knob will rotate.
 - If your sprayer generates more than 175 PSI of pressure you may need to install a ball type shut off valve on the clear re-circulation hose to prevent circulation. This is not necessary for REAL Pump and Spray 'N' Pail products.

- **Step 4 - Clean**

- When finished spraying, be sure to allow some of the cleaning solution being used to clean the sprayer to pass through the re-circulator.
- Failure to clean the re-circulator properly may cause the valve to stick rendering the re-circulator non-operational.

- **If you have any questions regarding the operation of this product please feel free to contact Customer Support by telephone: 800.801.7832 - 847.639.7272 or via email: support@4progressive.com**



Figure 1




Figure 2

providing "PROGRESSIVE SOLUTIONS" for your industry.

PN: 68000 - High Pressure Washer Injector

- It is designed specifically for injecting chemicals, soaps and KLEEN KOTE into the water of your power washing system, this injector simply threads on to the high pressure or output side of your pump. Injecting the chemicals on the output side of the pump allows you to easily clean your equipment or forms with soaps or chemicals that normally cannot pass through the power washer's pump. This injector allows you to easily pre-treat your equipment with KLEEN KOTE for its next use.

- Features**

- Two adjustment knobs that change the water AND the injection flows.
- 8 feet of chemical resistant vinyl hose.
- All solid brass fittings.

- WARNINGS**

- CHECK ALL CONNECTIONS AND HOSES PRIOR TO OPERATION.
- DO NOT USE AN INJECTOR THAT IS MALFUNCTIONING OR DAMAGED.
- ALWAYS INSTALL ON THE OUTPUT SIDE OF THE PUMP WHEN INJECTING CHEMICALS OTHER THAN KLEEN KOTE. MOST CHEMICALS WILL DAMAGE THE PUMP IF INJECTED THROUGH IT.
- WHEN USING KLEEN KOTE THE INJECTOR MAY BE INSTALLED ON EITHER SIDE OF THE PUMP AS KLEEN KOTE WILL NOT DAMAGE THE PUMP.

- Instructions**

- Installation Instructions**

- The injector may be used on the upstream or downstream side of the pump
- Step 1 - Upstream Side of the Pump**
 - For Use with KLEEN KOTE only. Harsh chemicals will damage your pump when injected through the pump.
 - Attach the injector on the upstream side of the pump. The upstream side covers a flow range from .5 to 3.5 gallons per minute.
- Step 2 - Downstream Side of the Pump - Recommended**
 - For use with harsh chemicals, detergents and may also be used with KLEEN KOTE.
 - Attach the injector on the downstream side of the pump.
 - The downstream side flow rate is from 2.0 to 8 gallons per minute with a maximum pressure of 3500 psi and a maximum operating temperature of 180 degrees. The downstream use of the injector allows for the most versatility.

- Operation Instructions**

- The injector has two adjustment knobs (fig.1) that change the water flow and the injection flow. This allows you to use the injector with most types of power washers.

- Step 1 - Water Flow Adjustment Knob**

- The water flow is controlled by means of an external adjustment knob (fig.2) that allows the injector to be placed on either the upstream or downstream side of your power washer.
- Turning the knob clock-wise will increase the water flow causing the KLEEN KOTE or other chemicals to be mixed in at a slower rate - more water, less chemical.
- Turn the knob counter-clockwise will restrict the water flow causing the KLEEN KOTE or other chemicals to be mixed in at a faster rate - less water, more chemical.

- Step 2 - Injection Flow Adjustment Knob**

- The injection adjustment flow is controlled by another external adjustment knob (fig.3) and allows you to adjust the amount of KLEEN KOTE or chemicals that are mixed into the water.
- Turning the knob clockwise restricts the flow of KLEEN KOTE or other chemicals into the water effectively raising the mix ratio - more water, less chemical. Turning the injector adjustment knob clockwise until it is tight will stop the flow of KLEEN KOTE or chemicals into the water, allowing you to simply pressure wash something without removing the injector.
- BE AWARE THAT THE GPM OF THE POWER WASHER TIPS YOU CHOOSE WILL AFFECT THE OVERALL FLOW AND OPERATION OF THIS INJECTOR.** If the injector does not seem to be functioning properly, the tip GPM may be too low.
- The injection rates are dependent on gallons per minute and pressure, but the metering barb on the chemical inlet makes this injector adjustable from 0% to 13%.
- Adjusting the knob to the closed position (0%) allows you to stop the flow of KLEEN KOTE or chemicals so you may just use water when power washing.

- If you have any questions regarding the operation of this product please feel free to contact Customer Support by telephone: 800.801.7832 -- 847.639.7272 or via email: support@4progressive.com**

REV010809




figure 1




figure 2




figure 3

providing "PROGRESSIVE SOLUTIONS" for your industry.

Spray Tips, Nozzles, Wands & Control Guns




- For quality spray control guns, wands, spray nozzles and tips look no further. Please see below for a complete listing of available products.

• Features




- Many sizes and types available.
- Viton seals and gaskets.
- Quality construction.










Spray Control Guns:

PN	Description
66100 	Spray Control Gun w/ Quick Connect
66000 	Spray Control Gun w/ SlipOn End
66300 	Spray Control Gun w/ Quick Connect For Telescoping Handle






Straight Extensions:

PN	Description
64000 	12" Straight Wand Extension
64001 	18" Straight Wand Extension
64002 	24" Straight Wand Extension




Spray Tips and Nozzles:

PN	Description
65010 	0.5 gal per min Fan Tip, Male
65020 	1 gal per min Fan Tip, Male
65100 	0.2 gal per min Fan Tip, Female
65110 	0.5 gal per min Fan Tip, Female
65120 	1 gal per min Fan Tip, Female
65130 	Adj Brass Cone Nozzle, Female
65140 	Adj Brass Fan Tip, Female

Curved Wands:

PN	Description
64010 	12" Curved Wand, Male
64011 	18" Curved Wand, Male
64012 	24" Curved Wand, Male
64111 	18" Curved Wand, Female
64112 	24" Curved Wand, Female

Kits:

PN	Description
69100 	"REAL" Pump Stock Wand Kit
69101 	"Real Pump 100' Hose Extension Kit
69102 	"REAL" Pump Hose Replacement Kit

- If you have any questions regarding these products please feel free to contact Customer Support by telephone: 800.801.7832 -- 847.639.7272 or via email: support@4progressive.com

providing "PROGRESSIVE SOLUTIONS" for your industry.

rev 030309

2009 Price Guide

All prices are subject to change without notice and do NOT include freight or shipping charges. Shipping is FOB Cary, IL or nearest PSC warehouse.

KLEEN KOTE

Water Based Industrial Release

PN	Description	Mix @ 11 to 1 \$ per gal	Mix @ 15 to 1 \$ per gal	Price Each
30100	"KLEEN KOTE" Concentrate - 1gal Bottle	\$3.58	makes 12gal \$2.69	\$43.00
30200	"KLEEN KOTE" Concentrate - 6/1gal Bottles	\$3.18	makes 72gal \$2.39	\$229.00
30300	"KLEEN KOTE" - 5gal Pail	\$2.83	makes 60gal \$2.13	\$170.00
30340	PREMIXED @ 15 to 1 - "KLEEN KOTE" - 5gal Pail	\$-	5gal \$6.40	\$32.00
30350	PREMIXED @ 11 to 1 - "KLEEN KOTE" - 5gal Pail	\$6.40	5gal \$-	\$32.00
30400	"KLEEN KOTE" Concentrate - 55gal Drum	\$2.77	makes 660gal \$2.07	\$1,825.00
30450	PREMIXED @ 11 to 1 - "KLEEN KOTE" - 55gal Drum	\$6.18	55gal \$-	\$340.00
30500	"KLEEN KOTE" Concentrate - 275gal Tote (tote is reusable)	\$2.46	makes 3300gal \$1.85	\$8,121.00

Mixing ratios vary by application and should be adjusted higher or lower depending upon product performance. Full pallet quantities are as follows: 24 cases of 6 - 1gal bottles, 36 - 5gal pails, 4 - 55gal drums, single tote

KLEEN KRETE

For Removal Of Dry, Hardened Concrete

PN	Description	Price Each
32110	"KLEEN KRETE" - 1gal Bottle w/Trigger Sprayer	\$39.00
32210	"KLEEN KRETE" - 6/1gal Bottles w/Trigger Sprayer	\$194.00
32310	"KLEEN KRETE" - 5gal Pail	\$112.00
32410	"KLEEN KRETE" - 55gal Drum	\$1,134.00
32510	"KLEEN KRETE" - 275gal. Tote	\$5,319.00

KLEEN KRETE is used full strength. Do NOT dilute or effectiveness will be reduced. There are a few applications where KLEEN KRETE can be diluted please call for details. Full pallet quantities are as follows: 24 cases of 6 - 1gal bottles, 36 - 5gal pails, 4 - 55gal drums, single tote

The "REAL" Pump

"POWER" Spraying System

PN	Description	Price Each
00100	115v AC - "REAL" Pump Power Spraying System	\$1,078.00
00200	12v DC - "REAL" Pump Power Spraying System	\$1,070.00
00300	230v AC "EU" - "REAL" Pump Power Spraying System	\$1,097.00
00301	230v AC "AU" - "REAL" Pump Power Spraying System	\$1,097.00

Full pallet quantities are as follows: 12 units, any combination of power type

Spray 'N' Pail

Ultra Portable "POWER" Spraying System

PN	Description	Price Each
02100	115v AC - Spray 'N' Pail Ultra Portable Power Spraying System	\$644.00
02200	12v DC - Spray 'N' Pail Ultra Portable Power Spraying System	\$634.00

Full pallet quantities are as follows: 12 units, any combination of power type

providing "PROGRESSIVE SOLUTIONS" for your industry.

rev 030309

2009 Price Guide

All prices are subject to change without notice and do NOT include freight or shipping charges. Shipping is FOB Cary, IL or nearest PSC warehouse.

Accessories

Items To Make Your Tasks Easier

PN	Description	Price Each
60000	Barrel Heater - AC Powered - Will warm product from 50 deg. to approx. 160 deg.	\$380.00
62000	Insulated Reinforced Vinyl Barrel Cover w/ Bung Openings	\$106.00
67000	Pressure Activated Recirculator Kit - For Power Sprayers	\$137.00
68000	Power Washer Injector Kit	\$120.00
69100	"REAL" Pump Stock Wand Assembly Kit	\$67.45
69101	100' Hose Extension Kit	\$203.00
69102	100' Hose Replacement Kit	\$198.64
64000	12" Straight Brass Wand Extension	\$16.06
64001	18" Straight Brass Wand Extension	\$15.34
64002	24" Straight Brass Wand Extension	\$23.09
64010	12" Curved Brass Wand, Male End	\$13.73
64011	18" Curved Brass Wand, Male End	\$14.77
64012	24" Curved Brass Wand, Male End	\$16.67
64111	18" Curved Brass Wand, Female End	\$21.00
64112	24" Curved Brass Wand, Female End	\$23.23
64224	8 ft (2.5m) - 24 ft (7.3m) Telescoping Lance w/ Spray Control Gun - Red Hose	\$289.00
64225	8 ft (2.5m) - 24 ft (7.3m) Telescoping Lance w/ Spray Control Gun - Green Hose	\$289.00
65010	0.5gal 80deg Brass Fan Tip, Male	\$11.92
65020	1gal 110deg Brass Fan Tip, Male	\$11.69
65040	Brass Fog Nozzle w/ 3 Interchangeable Discs, Female	\$29.74
65100	0.2gal 80deg Brass Fan Tip, Female	\$16.01
65110	0.5gal 80deg Brass Fan Tip, Female	\$13.63
65120	1gal 110deg Brass Fan Tip, Female	\$17.20
65130	Adjustable Brass Cone Nozzle, Female	\$10.12
65140	Adjustable Brass Fan Nozzle, Female	\$26.46
66000	Spray Gun w/ 3/8" Hose Barb End	\$41.90
66100	Spray Gun w/ Male QC End	\$41.70
66300	Spray Gun w/ Male QC End - For Telescoping Handle	\$71.53

Parts

Quality "OE" Parts - The only way to go.

PN	Description	Price Each
01000	100' Capacity Hose Reel	\$192.38
01001	Base Plate - "REAL" Pump	\$67.93
01002	115v AC Pump w/standard seals	\$381.24
01003	12v DC Pump w/standard seals	\$371.88
01004	Pump Cover - "REAL" Pump	\$87.54
01005	AC/DC On/Off Switch	\$14.44
01006	On/Off Indicator Plate	\$0.57
01007	230v AC Pump w/standard seals	\$403.75
01008	10/24 x 3/8 Bolt	\$0.24
01009	10/24 x 1 1/4 Bolt	\$0.33

providing "PROGRESSIVE SOLUTIONS" for your industry.

rev 030309

2009 Price Guide

All prices are subject to change without notice and do NOT include freight or shipping charges. Shipping is FOB Cary, IL or nearest PSC warehouse.

Parts

Quality "OE" Parts - The only way to go.

PN	Description	Price Each
01010	10/24 x 1 Bolt	\$0.24
01011	5/16 x 1/2 Bolt	\$0.29
01012	10/24 Nylon Insert Lock Nut	\$0.19
01013	5/16 Serrated Lock Nut	\$0.24
01014	Rubber Foot	\$3.75
01015	3' 10" Suction Hose	\$8.79
01016	Strainer	\$28.74
01017	9/16-18 Jam Nut	\$0.81
01018	100' Yellow Chemical Resistant Hose	\$176.27
01019	Male Quick Connect Fitting FPT - Brass	\$2.42
01020	Female Quick Connect Fitting - Brass	\$18.76
01021	Anti-Strain Cord Lock	\$2.09
01024	9' AC Power Cord (includes plug)	\$23.89
01026	Positive Battery Clip - Red	\$2.57
01027	Negative Battery Clip - Black	\$2.61
01028	3/16 x 1" Flat Washer	\$0.33
01031	5/8 2-ear Clamp	\$1.09
01032	3/4 2-ear Clamp	\$1.24
01033	MGHT x 1/2 Barb - Brass	\$4.42
01034	1/4 MPT x 3/8 Barb - Brass	\$3.37
01036	Male Quick Connect Fitting MPT - Brass	\$2.85
01039	Crimp-on Electrical Spade Terminal Connector	\$0.52
01040	Crimp-on Electrical Female Terminal Connector	\$0.48
01041	Twist-On Wire Connector	\$0.29
01047	100' Capacity Reel Hub for PN: 01000	\$121.84
01048	Reel Axle for PN: 01000	\$47.41
01049	Swivel w/ 45" Jumper Hose for PN: 01000	\$81.23
01050	Handle Kit w/ Hose Clamp for PN: 01000	\$21.38
01053	Spring Washer for PN: 01000	\$2.76
01054	Double Snap Button for PN: 01000	\$1.71
01058	"REAL" Pump Box	\$21.19
01060	5/8" Worm Gear Clamp	\$2.28
01061	FGHT x 1/2" HB - Brass	\$4.42
01062	MGHT x MGHT - Brass	\$9.03
01063	Pressure Switch Assembly	\$54.15
01064	Check Valve Components	\$20.43
01065	Upper Housing	\$21.85
01066	Valve Plate Assembly	\$96.43
01067	Standard Diaphragm & Piston Components	\$35.39
01068	Water Based Products Only - Diaphragm & Piston Components	\$29.93
01069	Oil Based Products Only - Diaphragm & Piston Components	\$107.83

providing "PROGRESSIVE SOLUTIONS" for your industry.

rev 030309

2009 Price Guide

All prices are subject to change without notice and do NOT include freight or shipping charges. Shipping is FOB Cary, IL or nearest PSC warehouse.

Parts

Quality "OE" Parts - The only way to go.

PN	Description	Price Each
01070	Drive Assembly	\$48.21
01082	Viton Washer for PN: 01020	\$3.52
01084	8' AC 250v Power Cord - Australian Style	\$30.97
01090	Circuit Breaker - 10 amp	\$12.49
01091	Circuit Breaker - 1 amp	\$24.80
01092	Circuit Breaker Slip On Cover	\$6.27
01093	50' Yellow Chem Resistant Hose	\$40.90
01097	SP - Pump Cover	\$54.86
01098	Empty "Spray 'N' Pail" 5gal Pail	\$6.41
01099	Orange Plastic Lid w/o gasket	\$2.99
01100	25' DC Power Cord w/ 50amp clamps	\$49.02
01101	Screen - Suction Nozzle	\$1.76
01102	Suction Nozzle - Brass	\$23.51
01103	Nylon Elbow Fitting w/ Viton O-Rings - 3/8 Quick Connect x 3/8 Barb	\$7.14
01104	Nylon Elbow Fitting w/ Viton O-Rings - 3/8 Quick Connect x 1/2 Barb	\$8.31
01105	8' AC 250V Power Cord - Continental Europe Style	\$16.25
61000	1' x 1/4" Vinyl Hose	\$0.48
61004	Plastic Suction Filter 1/4" Hose Barb	\$6.22
61005	1/2" Female Tee - Brass	\$28.31
61006	1/2" MPTx 3/8" HB - Brass	\$9.79
61007	1/2" MPTx 1/2" HB - Brass	\$7.08
61008	50 - 175psi Recirculator Only - Brass	\$60.80
61009	Viton O-Ring for Male Wand Ends	\$0.86
61010	Viton O-Ring for Spray Gun - Cap Seal	\$0.86
61011	Viton O-Ring for Spray Gun - Ball Seat	\$1.71
61012	1/4" MPTx 1/4" MPT - Brass	\$2.95
61013	Male Quick Connect Fitting - 3/8" MPT - Brass	\$3.52
61014	3/8" MPT x 3/8" HB - Brass	\$3.28
61016	Viton O-Ring for Spray Gun - Plunger Seal	\$1.28
61020	Brass Pressure Washer Upstream Injector Only	\$86.64
61021	25' - Red Coil Hose 1/4" Male NPT Ends	\$118.75
61022	25' - Green Coil Hose 1/4" Male NPT Ends	\$118.75
61024	1/8" MPT x 1/4" FPT Adaptor - Brass	\$2.38
61025	8 ft (2.5m) - 24 ft (7.3m) Replacement Telescoping Lance w/ Broom Thread End	\$109.25
61026	Adjustable Plastic Nozzle Clamp	\$19.00
61028	Female Quick Connect Fitting w/ 1/8" FPT - Brass	\$17.72